



EALING HOCKEY CLUB PARENT / GUARDIAN HANDBOOK



**ENGLAND
HOCKEY**

GAME MANAGEMENT SYSTEM

EALING HOCKEY CLUB PARENT AND GUARDIAN HANDBOOK

CONTENTS

| | |
|--|------------------|
| CONTENTS | <u>2</u> |
| WELCOME AND USEFUL LINKS | <u>3</u> |
| CLUB COMMUNICATIONS | <u>4</u> |
| SAFEGUARDING, GENERAL INFORMATION, MEMBERSHIP, TRAINING, VENUES | <u>5</u> |
| KIT, COMPETITIONS, CAMPS AND TALENT CENTRE | <u>6</u> |
| VOLUNTEERING AND CELEBRATING OUR CLUB | <u>7</u> |
| OUR EXPECTATIONS | <u>8</u> |
| TEAMO GUIDE - CONTENTS | <u>9</u> |
| TEAMO GUIDE - JOINING AND ADDING YOUR CHILD | <u>10</u> |
| TEAMO GUIDE - THE WAITING ROOM AND INTRODUCTION TO THE APP | <u>11</u> |
| TEAMO GUIDE - HOME SCREEN AND YOUR PROFILE | <u>12</u> |
| TEAMO GUIDE - YOUR PROFILE | <u>13</u> |
| TEAMO GUIDE - EDITING YOUR PROFILE AND YOUR CHILD'S PROFILE | <u>14</u> |
| TEAMO GUIDE - YOUR PROFILE - PAYMENTS AND CHAT | <u>15</u> |
| TEAMO GUIDE - CALENDAR | <u>16</u> |
| TEAMO GUIDE - FAQ | <u>17</u> |
| GMS - CONTENTS | <u>18</u> |
| GMS - GETTING STARTED | <u>19</u> |
| REGISTERING ON GMS | <u>20</u> |
| HOW TO REGISTER YOUR CHILD - PICTURE GUIDE | <u>21</u> |
| LOGGING ON TO GMS | <u>22</u> |
| GMS - THE HOME SCREEN, YOUR PROFILE AND ADDING ON YOUR DEPENDENTS | <u>23</u> |

EALING HOCKEY CLUB PARENT AND GUARDIAN HANDBOOK

Welcome to Ealing Hockey Club:

This handbook is to introduce you to our club and help you navigate our Junior's section.

You can find out about us here: ealinghockey.com/about

Useful Contacts:

Club Chairman - Jeff: chairman@ealinghockey.com

Club Secretary - Dale: secretary@ealinghockey.com

Club Operations - Heman: operations@ealinghockey.com

Club Welfare Officer - Datinder: welfare@ealinghockey.com

Director of Communications - Rachel: admin@ealinghockey.com

Key contacts can be found here - [Committee and Key Roles](#)

Useful Links:

Ealing Hockey Club Website: <https://www.ealinghockey.com>

Ealing Hockey Club Policies: including safeguarding, health and safety:

<https://ealinghockeyclub.com/clubPoliciesProcedures>

England Hockey: <https://www.englandhockey.com>

England Hockey Spirit of Hockey - Code of Conduct:

<https://www.englandhockey.co.uk/governance/rules-and-regulations/discipline-and-misconduct/spirit-of-hockey>

Club Kit Shop: <https://www.total-hockey.com/collections/ealing-hockey-club>

Useful links here: <https://linktr.ee/ealinghockeyclub>

Club Communications:

Teamo - The **primary communication tool** for the club: the Teamo Club App and desktop platform features Club training dates, fixtures, contacts, payments, emergency information, chat. Teamo provides a GDPR-compliant database for club members as well as a safe environment for communication. For any Teamo chat between an adult and child, the child's parent and guardian will be automatically messaged too.

To register on the Teamo app, please go to www.teamo.chat/club/register/ealinghc and visit the club website ealinghockey.com/membershipJoin for further information.

Your child's Teamo profile tells you what team they are in (once allocated) and gives training dates and times for each age group on the Teamo calendar.

Please take a look at the guide [here](#) for how to use Teamo.

Email - We will also communicate through email to the Junior members' parents / guardians.

GMS – Game Management System: England Hockey's website for fixtures, clubs, league / competition results' tables. You can read about GMS [here](#).

Whatsapp – Some squads have Whatsapp groups for regular messages. Please contact your Team Manager for further details via the chat function on Teamo. Under 18s may not be added to a Whatsapp group with adults unless their parent / guardian is on the Whatsapp group too.

Club Website - our website ealinghockey.com is comprehensive and regularly updated. Please check the Juniors section of the website frequently for information such as training schedules, kit, fees.

Club Social Media - One of the best ways to get to know the whole club and celebrate all our players! We regularly post match reports, training videos, coaching tips and club information to our social media - please follow us for all the latest news - **@ealinghockey** on Instagram, Threads, X. **@Ealing Hockey Club** on Facebook, LinkedIn.

Safeguarding:

We follow the safeguarding guidelines set by England Hockey. For our club policies and links to England Hockey's policies, please visit the website

ealingshockey.com/clubPoliciesProcedures

Our Club Welfare Officer is Datinder. If you have any questions about safeguarding or to report a concern or issue, please contact Datinder welfare@ealingshockey.com

General Information:

For up-to-date information about our Juniors' section, please see our website ealingshockey.com/juniorInformation. Here you will learn about age group definitions, our coaching, the role of parents and guardians, team selection and our Young Leadership Programme.

Membership and Training Schedule:

For information on how to join, current membership fees and match fees, please see our Membership section on the website ealingshockey.com/membershipJoin.

The regular competition season for hockey runs for two terms from September to Easter every year. The annual membership fee covers weekly training throughout this period (excluding school holidays). We also offer Summer Training during the Summer Term for an additional fee.

Our Training and Match Venues:

We train and hold matches at St Benedict's Sports Ground and St Augustines' Priory School. Details of these venues can be found here: ealingshockey.com/findUs. Parents / guardians are welcome to stay and watch training sessions and matches. For health and safety and safeguarding reasons, spectators must not enter the pitch area at St Benedict's. At the St Augustine's site spectators must remain on the blue area of the pitch on the opposite side to the dugouts. Please note: **dogs are not permitted at either venue**. You may not bring dogs into the school grounds on a lead and dogs may not be left inside your car in the venue carparks.

Junior Kit:

For training, all players need a well-fitted mouth guard and long hockey shin pads. Hockey sticks can be borrowed from us initially.

When you are ready to, our official Ealing Hockey kit can be purchased online from Total Hockey or by visiting the Brentford Total Hockey store. Shirt numbers can be requested from Dale secretary@ealinghockey.com. For further details of the kit and kit provider, please visit the website here: ealinghockey.com/clubShop.

Matches and Competitions / Festivals:

Our Junior players are all involved in competitive hockey. This includes fun mini-tournaments called Festivals and 7 a-side matches on half a pitch for the youngest players to U12s. From U14 upwards, players will be playing 11 a-side matches on the full pitch in local leagues and regional competitions. For suitable players, progression to county and national competitions is encouraged through our Talent Centre. Junior players over the age of 14 may be selected to train with and / or play in adult teams.

Hockey Camps:

Our professional coaches run camps in the school holidays for different age groups featuring strategy and teamwork exercises, fun games, drills, mini matches, skills' clinics and technical improvements. Details of our upcoming holiday camps can be found here: ealinghockey.com/hockeyCamps

Talent Centre:

Ealing Hockey Club is proud to be part of the England Hockey Talent Centres (Cohort3). We are committed to identifying and nurturing our hockey players and promoting a clear pathway for progression in the sport. You can find out more about our Talent Centre [here](#).

How To Get Involved In The Club:

Ealing Hockey Club relies on a team of volunteers to enable us to deliver a comprehensive hockey programme as well as develop our wider hockey community through social events, sponsorship and fundraising. We welcome any parent / guardian volunteers, who would like to develop coaching or umpiring skills, support the administration of teams, connect us to local businesses, join our fundraising team or just get involved in any small way. You can find out more on the website here: ealinghockey.com/volunteer or have a chat to us at Sunday training.

If you would like to dust off your school hockey skills or try hockey for the first time, we offer Back to Hockey **Social Hockey** on Thursday evenings from 8-9pm. Please see the website [here](#) for further details.

Celebrating Our Club!

On the first training day in September every year, we enjoy Club Day - fun matches and training sessions with music and a great atmosphere for the whole club to celebrate the start of the new season. We encourage you to stay and meet your Club Committee, coaches, Team Managers and other families. We usually run a BBQ, have some club merchandise to buy and can offer support with the Teamo App and answer questions on the year ahead.

We love to celebrate our club and players' and teams' successes. After matches, the Team Manager (or another volunteer) will write a match report which will be posted on the club social media, the club news and appear on the Teamo calendar. Please follow us on social media to see the whole club's news @ealinghockey. In May we hold our Annual Club Awards. You can find details of last years' event here: ealinghockey.com/news/clubAwards

All our social dates will be on your Teamo Calendar - please look ahead and save the dates in your diary.

Our Expectations For Parents / Guardians:

We follow England Hockey's code of conduct for spectators and parents and England Hockey's 'Spirit of Hockey'. These can be found on our website here:
<https://www.ealinghockey.com/clubPoliciesProcedures>

We expect you to:

- Register all parents and / or guardians on Teamo. Players over the age of 14, may download and access the Teamo app themselves, but parents / guardians must continue to regularly check Teamo for messaging and calendar events. [See Page 9.](#)
- Register children over 12 on the England Hockey Game Management System. [See Page 18.](#)
- Pay your membership subscription fees promptly. [See Page 15.](#)
- Ensure all medical, emergency and contact information is kept up to date on the Teamo app. [See Page 14.](#)
- Regularly check Teamo for calendar updates and messages. [See Page 15 / 16.](#)
- Encourage your child to learn the rules of hockey and play within them.
- Discourage unfair play, arguing with officials, and publicly accept officials' judgements.
- Help your child to recognise good performance, not just results.
- Respect our officials, your Team Manager, other parents and players.
- Ensure your child has a mouth-guard and shin pads and wears appropriate clothing for the weather conditions.
- Add your child's shirt number to Teamo. [See Page 14.](#)
- Ensure your child arrives promptly and safely for training.
- Ensure your child arrives promptly for matches. Please message the Team Manager or Coach if you will be late for a match or are unable to attend due to illness. [See Page 15.](#)
- Accompany children under the age of 13 to the pitch. They can be accompanied by yourself or an adult you trust. The coaches are only responsible for your child when they are on the pitch area.
- Ensure that children over the age of 13 know how they are getting to and from training and matches.
- Ensure you collect your child promptly at the end of training. Children under the age of 13 should be collected from the pitch side. If you are running late to collect your child, please contact your child, Team Manager, Coach or a parent you trust. Children should not wait on the road to be collected.
- **Mark attendance for training at least a week in advance on Teamo** to allow coaches to plan effectively. Players with poor attendance at training may not be selected for matches. [See Page 16.](#)
- **Mark availability for matches / tournaments at least a week in advance on Teamo** to allow coaches to select the team. Your child may not be selected if their availability is marked too late. While we appreciate that unforeseen events can occur, repeated non-confirmation may affect selection for the Talent Centre or matches and also complicates coach-to-player ratio planning. For players in Tier 2 and above and adult leagues, team lists require confirmation on England Hockey's GMS before matches. [See Page 16.](#)
- Pay your match fees promptly on match day. [See Page 16.](#)



EALING HOCKEY CLUB PARENT AND GUARDIAN HANDBOOK

USING TEAMO FOR PARENTS AND GUARDIANS

CONTENTS

| | |
|---|-----------|
| TEAMO GUIDE - CONTENTS | <u>9</u> |
| TEAMO GUIDE - JOINING AND ADDING YOUR CHILD | <u>10</u> |
| TEAMO GUIDE - THE WAITING ROOM AND INTRODUCTION TO THE APP | <u>11</u> |
| TEAMO GUIDE - HOME SCREEN AND YOUR PROFILE | <u>12</u> |
| TEAMO GUIDE - YOUR PROFILE | <u>13</u> |
| TEAMO GUIDE - EDITING YOUR PROFILE AND YOUR CHILD'S PROFILE | <u>14</u> |
| TEAMO GUIDE - YOUR PROFILE - PAYMENTS AND CHAT | <u>15</u> |
| TEAMO GUIDE - CALENDAR | <u>16</u> |
| TEAMO GUIDE - FAQ | <u>17</u> |

REGULARLY UPDATE THE TEAMO APP ON THE APP / PLAY STORE

ADDING YOUR DEPENDANT TO A CLUB

For full information and video guides to registering on Teamo with Ealing Hockey Club please go to the website here:

ealinghockey.com/membershipjoin

You can register for Ealing Hockey Club with Teamo using this link:

web2.teamo.chat/club/register/ealinghc

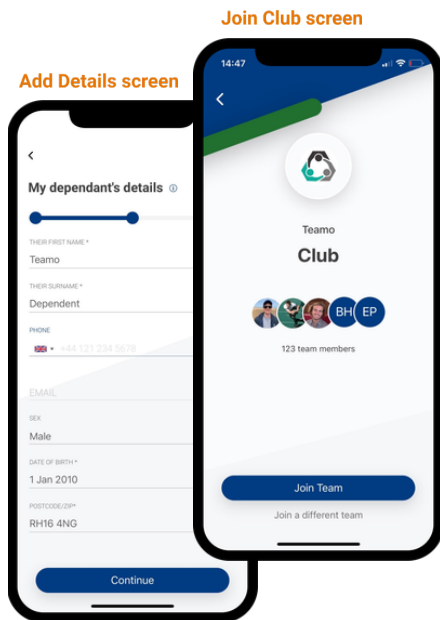
You will be registering as a guardian first and then registering your child's details. Please view the information here: ealinghockey.com/membershipjoin

If you also play hockey or would like to sign up for Social Hockey, you can register as a player too.

To add on a child, click on your profile icon, click 'add' and select 'add a child'. You will be asked to enter the child's details and relationship to you.

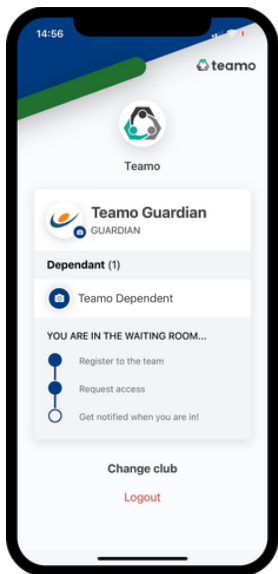
Children over the age of 14 can download the Teamo App and manage their calendar themselves. However, we expect you to regularly check Teamo yourself to keep up to date. You cannot use the same phone number and email account in your profile and your child's profile.

For Frequently Asked Questions about registering please see [page 17](#). If you have further questions, please email Heman.operations@ealinghockey.com.



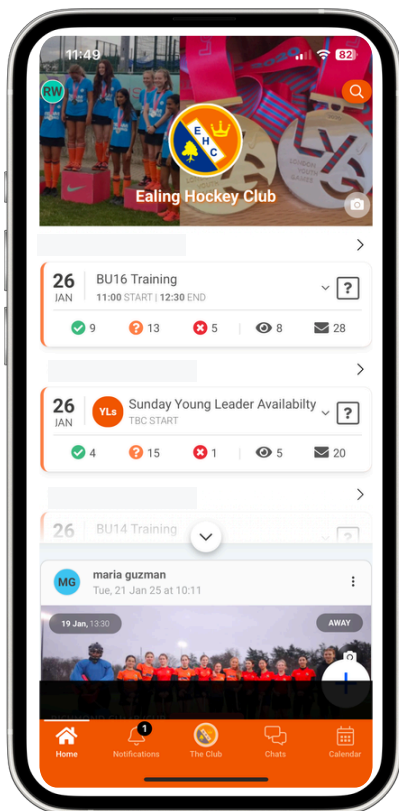
Please note: our Club screen will look at little different to this example.

THE WAITING ROOM



You will be placed in a waiting room while we assign your child to a team.

OUR TEAMO APP



THE HOME SCREEN

Upon entry to the Teamo App, you can view the Home Screen.

This gives a snapshot of your upcoming events and any recent news items.

Pull down this page to refresh and resync the app.

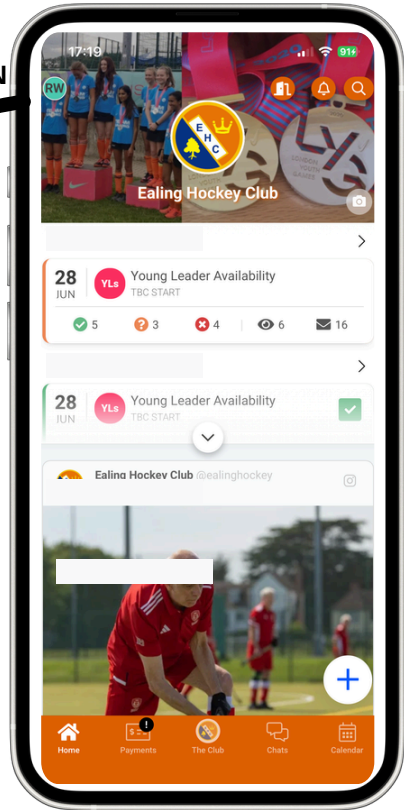
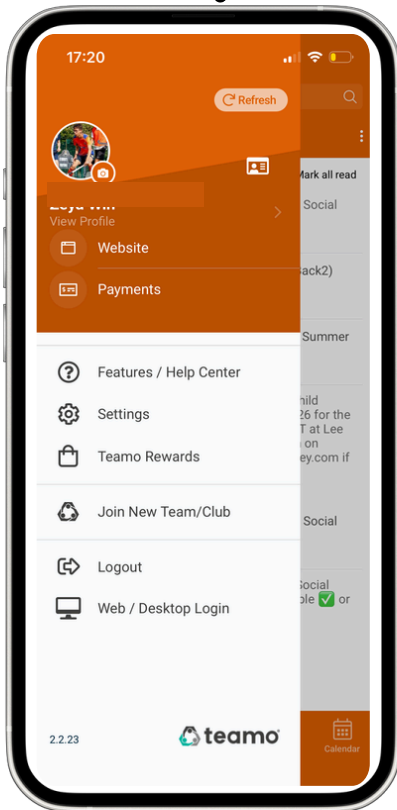
Here you can navigate to your profile, your child's calendar, news, chats, notifications and view your team and other teams across the whole Club.

THE HOME SCREEN AND YOUR PROFILE

YOUR PROFILE ICON

CLICK YOUR PROFILE
ICON TO REVEAL THE
PROFILE MENU

YOUR PROFILE
MENU



1

2

3

4

5

6 7 8 9 10

1 Search (contacts / teams / events / calendar) / Notifications

2 Your upcoming events

3 Your child's / children's upcoming events

4 Tap the arrow to reveal more

5 Club Newsreel (only adult members can post here)

6 Home / Dashboard

7 Payments

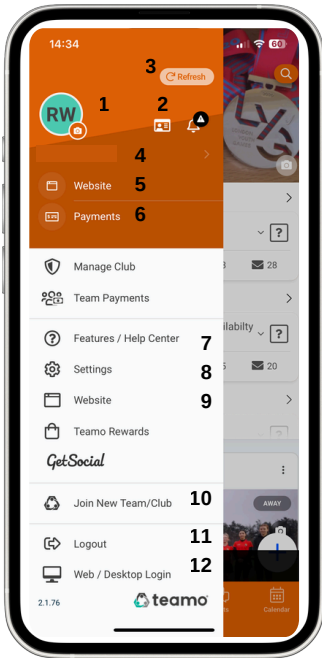
8 The Club - you can find details of your child's team here

9 Chats - click here to view chats / start a chat

10 Calendar - view your / your child's calendar here. Scroll down for future dates.

12

YOUR PROFILE MENU



THE LEFT-SIDE MENU

By clicking your profile icon in the top left on any of the main Teamo screens, you'll bring up a menu showing the following:

1. Adjust your profile picture
2. View your membership card
3. Refresh the Teamo App (use if you have a loading error!)
4. Access your profile page
5. Access the Club website
6. Access your due/upcoming/past payments
7. Navigate to the Help Center
8. See your App settings
9. View club fundraising
10. Create your own or join other Teamo clubs
11. Log out of the Teamo App
12. Access a QR code scanner that you can use to log in on desktop via the Teamo website at <https://teamo.chat/>

YOUR PROFILE: CHECKING AND EDITING YOUR PROFILE / YOUR CHILD'S PROFILE AND ADDING SHIRT NUMBERS AND POSITIONS

ADD TO / EDIT YOUR PROFILE HERE:

CLICK ON YOUR PROFILE PHOTO / INITIALS CIRCLE -

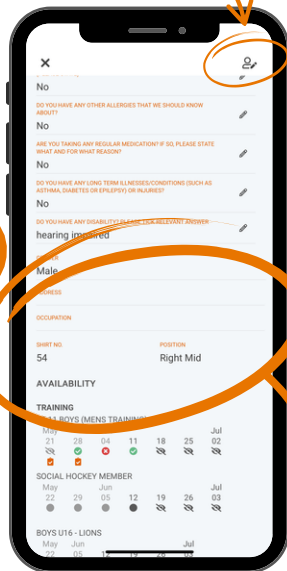
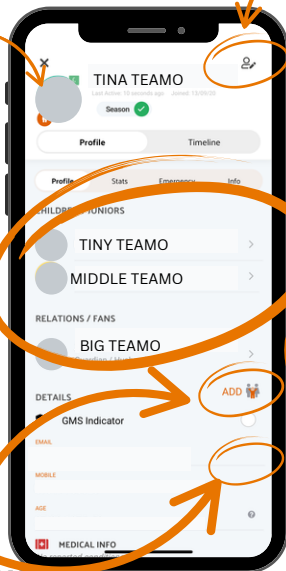
this is your profile with contact information, emergency contacts and medical information.

Your dependants are listed here along with any other registered family members (husbands / wives / other guardians).

CLICK ON A FAMILY MEMBERS' NAME TO ACCESS AND EDIT THEIR PROFILE

ADDITIONAL FAMILY MEMBERS CAN BE ADDED HERE

GMS INDICATOR WILL BE TICKED IF REGISTERED ON GMS



ALWAYS SCROLL DOWN FOR MORE INFORMATION

CLICK EDIT TO ADD A SHIRT NUMBER AND YOU CAN ADD A PLAYING POSITION/S (IF YOUR CHILD HAS A PREFERENCE - PLEASE NOTE: PLAYING POSITIONS WILL ALWAYS BE DECIDED BY COACHES).

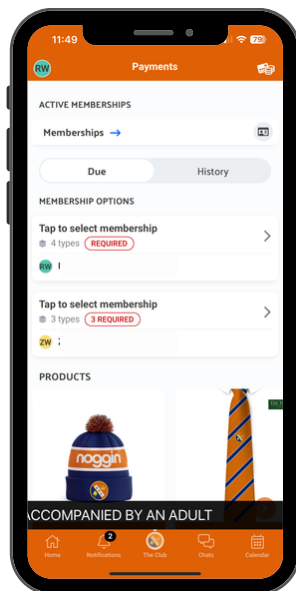
YOUR PROFILE - PAYMENTS SCREEN

Click on your profile icon, then 'Payments' to access the Payments Menu.

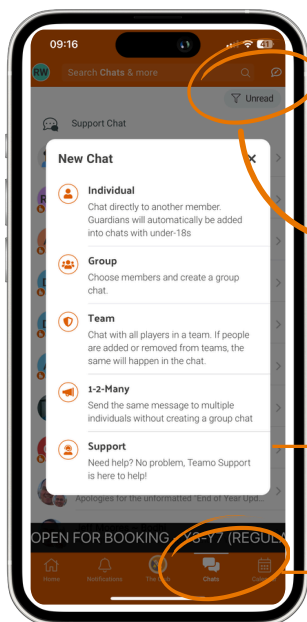
Under the 'Due' tab you will find any items which require payment such as membership fees, match fees and social fees. Please pay promptly.

Under the 'History' tab you will find any payments you have already made.

In the top right hand corner, you can view and change your payment methods.



CHAT



Access the 'Chat' function by clicking the 'Chat' icon at the bottom of the screen. Select the edit pencil in the top right hand corner to write a message.

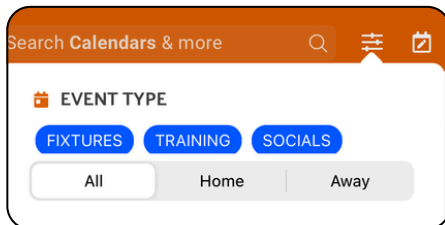
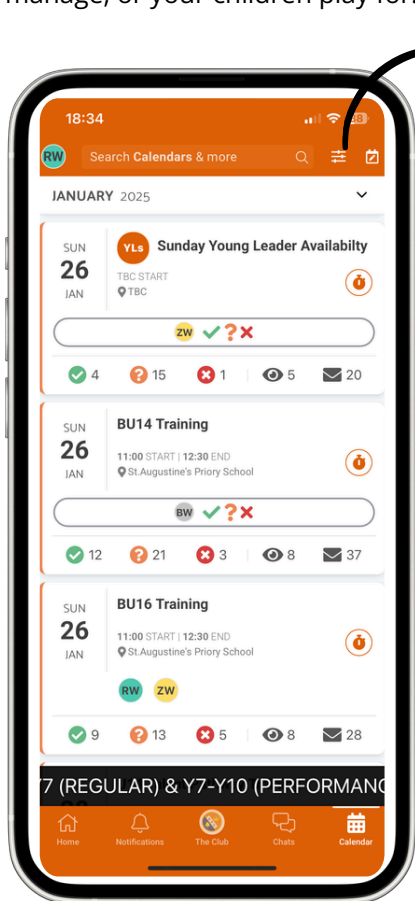
You can communicate directly with individuals such as coaches, Team Managers, Captains and see group chats such as team chats.

Select from the pop-up menu and you will be able to search for the contact you would like to message.

THE CHAT ICON ON THE BOTTOM OF THE APP

CALENDAR

This is the calendar of events (fixtures / training) for the team(s) you are a part of. You will see the event for every team you play for, coach, manage, or your children play for.



SEARCH YOUR CALENDAR

EACH CALENDAR SECTION, SHOWS THE EVENT DATE, TIME (OR TBC - TO BE CONFIRMED), VENUE ETC AND HERE YOU SELECT YOUR CHILD'S AVAILABILITY USING THE GREEN TICK OR RED CROSS.

CLICK ON EACH CALENDAR ENTRY TO SHOW FULL INFORMATION AND ALWAYS SCROLL DOWN TO VIEW THE COMPLETE ENTRY. READ CAREFULLY.

PULL DOWN TEAMO TO REFRESH CONTENT AND SCROLL DOWN THE CALENDAR TO ENSURE ALL EVENTS ARE NOTED.

CLICK THE CALENDAR ICON TO VIEW YOUR CALENDAR

EVENT ICONS: USE THESE ICONS TO SELECT AVAILABILITY FOR EACH EVENT (TRAINING / MATCH / SOCIAL) IN THE CALENDAR:



GOING - YES, AVAILABLE FOR THE EVENT



MAYBE - NOT SURE YET



UNAVAILABLE FOR THIS EVENT - YOU CAN ADD A REASON HERE



VIEWED EVENT



INVITED TO EVENT - THIS WILL BE CLUB ADMIN, SECTION MANAGERS, TEAM MANAGER, PLAYERS

MARK YOUR CHILD'S AVAILABILITY AT LEAST A WEEK IN ADVANCE OF TRAINING AND FIXTURES

FREQUENTLY ASKED QUESTIONS

"I am a bit worried about Under 18s being able to communicate with the coaches."

To ensure child protection, parents and guardians are automatically copied into any individual, group, or team chat, giving them full visibility of messages to/from their child.

I have accidentally created a duplicate for my child, what should I do?

No problem, this can be easily fixed! There are two ways to do this. Firstly, one account can be deleted, which can be done by you or your Club/Team administrator. To do this yourself, head to your profile page > click on your Dependent's duplicated account > scroll to the bottom of the profile page > Delete Account.

However, if both of the accounts contained data which needs to be retained, such as membership/match fee payments, then get in touch with Teamo through the Support Chat and we can merge the accounts for you, retaining all of the data as well as your chosen contact details.

How can I add my dependant's contact details?

First, start by clicking on your Profile icon in the top left > click on your Name > Click on your Child/Dependant's profile. Select Edit in the top right via the pencil icon, insert their contact information then select Save. This information will be saved in their account and they will then be able to log into the App using their own contact details.

Please note: the email address and mobile number linked to any account must be unique to that account - they cannot be the same as the Guardian's or any other family member's so take care filling these details in!

Will I be able to add another guardian/to the players profile?

Yes, in your teamo app - go to My Profile > Select Child's Account, select Add Guardian and complete Add Parent/Guardian process.

"Is there an option to report chats to the Team or Club admins?"

Yes, there is an option in all chats to report the chat to Club Admins, Welfare Officers and the Teamo Support Team. This ensures that misconduct does not go unnoticed and is addressed by the relevant figures of authority in your Club.



EALING HOCKEY CLUB PARENT AND GUARDIAN HANDBOOK

USING GMS FOR PARENTS AND GUARDIANS

CONTENTS

| | |
|---|-----------|
| GMS - CONTENTS | <u>18</u> |
| GMS - GETTING STARTED | <u>19</u> |
| REGISTERING ON GMS | <u>20</u> |
| GMS - HOW TO REGISTER YOUR CHILD - PICTURE GUIDE | <u>21</u> |
| LOGGING ON TO GMS | <u>22</u> |
| GMS - THE HOME SCREEN, YOUR PROFILE AND ADDING ON YOUR DEPENDENTS | <u>23</u> |

GMS - GETTING STARTED

The Game Management System (GMS) is England Hockey's new system to record all hockey matches in England. It is designed to hold all club team and player records as well as game data entered by the team captains or managers.

GMS can be administrated at different levels.

- Why is GMS registration necessary? It is now necessary for all U13s to U18s who are involved in official League, Regional or National activity to register onto GMS. This applies to all EHC Junior players who play in an U14 league and above. This may also apply to some U12 players if they play in U14 Leagues. There is no need to register your U8, U10 or U12 child at this stage unless instructed to do so by your Team Manager.
- Once signed up, you do not need to sign up your child again every year.
- Parents and Guardians who have already set up a GMS profile can add dependents by following the instructions here.
- Only players who are registered on the system will be eligible for selection to match team sheets for League matches. It is therefore imperative that you register your child as soon as you are asked to do so. Clubs can incur fines if we do not submit accurate team sheets within predefined timescales for all official activity.

REGISTERING ON GMS

HOW TO REGISTER YOUR CHILD ONTO GMS

HERE IS A QUICK GUIDE TO REGISTERING ON GMS. PLEASE NOTE CONTINUE TO PAGE 21 FOR A PICTORIAL GUIDE.

1. Go to <https://gms.englishockey.co.uk/>
2. Click "Register"
3. Choose "Parent / Guardian"
4. TYPE your email address. (DO NOT use autofill. The form does not recognize your email address and will not send a verification code.)
5. Wait for the Verification Code
6. Once received, TYPE the verification code into the field. DO NOT "Copy & Paste" as instructed. This does not work.
7. Click "Proceed"
8. Complete the form by typing in your details. You will also be asked to set a Password.
9. The Club will need to approve your registration but in the meantime you can start completing your profile and adding your dependents.
10. Go to <https://gms.englishockey.co.uk/>
11. "Log in" using your email address and recently set password.
12. Follow the steps shown in pages 5 to 8 of the GMS Training Document available at <https://www.englishockey.co.uk/play/gms-player> This is a downloadable PDF on the right hand side of the screen.
13. Please note, parents and guardians who have already set up a GMS account can add other children by following the steps listed in point 12. You do not need to register for another account.
14. Please contact England Hockey gms.support@englishockey.co.uk if you encounter any issues registering.

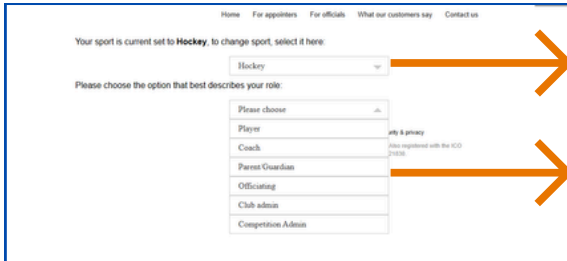
HOW TO REGISTER YOUR CHILD ONTO GMS



The screenshot shows the England Hockey Game Management System registration page. At the top is the England Hockey logo. Below it, the text reads: "To access GMS click [HERE](#)", "To register for GMS click [HERE](#)", and "For fixtures and match information, please visit [England Hockey](#)". Two orange arrows point from the "HERE" links to external text instructions.

LOG ON HERE AFTER REGISTERING

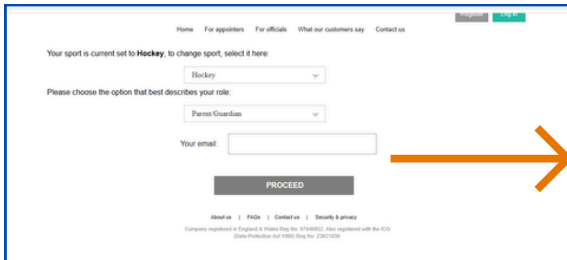
CLICK HERE TO REGISTER HERE



The screenshot shows a dropdown menu for selecting a sport. The current selection is "Hockey". Below it, a list of roles is shown: "Please choose", "Player", "Coach", "Parent Guardian", "Officiating", "Club admin", and "Competition Admin". Two orange arrows point from the "Player" and "Parent Guardian" options to external text instructions.

SELECT HOCKEY HERE

SELECT PARENT / GUARDIAN HERE



The screenshot shows the registration form with the "Parent Guardian" role selected. The "Your email:" field is empty. An orange arrow points from this field to an external text instruction. A "PROCEED" button is visible below the email field.

ADD YOUR EMAIL AND WAIT FOR THE VERIFICATION CODE



The screenshot shows the registration form with personal details fields: "Title:", "First Name:", "Surname:", "Address 1:", "Address 2:", "Address 3:", "Address 4:", and "Postcode:". An orange arrow points from this section to an external text instruction.

FILL IN YOUR DETAILS



The screenshot shows a verification code form with a "Verification Code:" field and a "PROCEED" button. An orange arrow points from this form to the "FILL IN YOUR DETAILS" instruction.

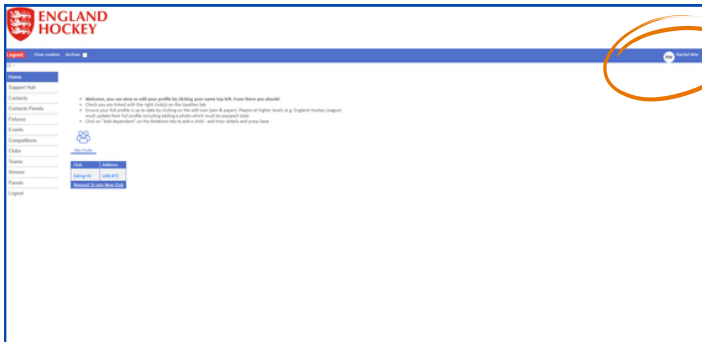


**GMS.ENGLANDHOCKEY.CO.UK
LOG ON HERE AFTER REGISTERING**

**ONCE REGISTERED, EHC WILL
NEED TO APPROVE YOUR
REGISTRATION BUT YOU CAN LOG
IN AND UPDATE YOUR PROFILE
AND ADD DEPENDENTS**

PLEASE NOTE - When you click access GMS at gms.englishockey.co.uk, you will be redirected to log in at https://secure.whostheumpire.com/db_admin

GMS - THE HOME SCREEN AND YOUR PROFILE



YOUR PROFILE ON THE HOME SCREEN -
Click here to access your personal details and add you dependents.

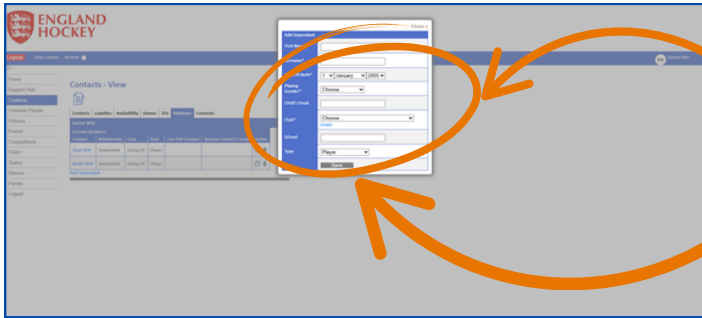
N.B. your home screen may not appear exactly as this one.



CLICK HERE TO ADD OR EDIT YOUR DETAILS

CLICK ON YOUR PROFILE INITIALS TO ACCESS YOUR PERSONAL INFORMATION.

CLICK RELATIONS TO ADD YOUR DEPENDENTS (CHILDREN)



CLICK RELATIONS TO ADD YOUR DEPENDENTS (CHILDREN)

COMPLETE THE POP-UP MENU AND CLICK SAVE TO ADD YOU DEPENDENTS ONTO YOUR PROFILE.

IF YOU HAVE ANY ISSUES REGISTERING, PLEASE CONTACT YOUR TEAM MANAGER OR ENGLAND HOCKEY GMS.SUPPORT@ENGLANDHOCKEY.CO.UK